



## COLD RUSH®

Cold Rush's holistic design features a durable motor, a stronger flow rate than the top selling units and an industry-leading ice-to-water ratio that ensures longer cooling times. Yet, it is whisper-quiet and compact, weighing just 4.6 lbs (2.1 kilograms).



**Go with the flow.** By incorporating the same durable motor used in much larger mobile air conditioners and refrigerators, Cold Rush provides consistent cooling and excellent compression, even to high elevations.



**Quiet as a whisper.** Cold Rush uses a brushless motor to produce a whisper-quiet (30 decibel) unit that allows patients to get the rest they need to properly rehabilitate from their injuries.



**Stay cooler, longer!** The highest ice-to-water ratio in the industry and a design that produces less heat transfer from the motor to the water combine to ensure cold therapy pain relief for up to 6 continuous hours.




**No igloos!** Far more than just a modified beverage cooler, Cold Rush was designed holistically, with unique features like a locking lid to help prevent spills and insulated walls for improved cooling.

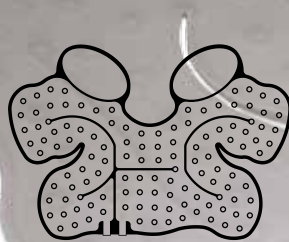
## INDICATIONS

For cold therapy pain relief, as needed.

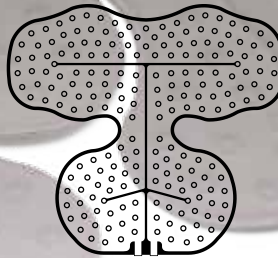
PART#	DESCRIPTION
B-232000010	Cold Rush cold therapy unit
B-232002000	Cold Rush knee pad
B-232602100	Cold Rush hip pad, left
B-232502100	Cold Rush hip pad, right
B-232002202	Cold Rush shoulder pad, small
B-232002204	Cold Rush shoulder pad, large
B-232002300	Cold Rush universal pad
B-232002402	Cold Rush rectangular pad, 5" x 10" (12.7 cm x 25.4 cm)
B-232002404	Cold Rush lumbar pad, large
B-232002500	Cold Rush foot & ankle pad



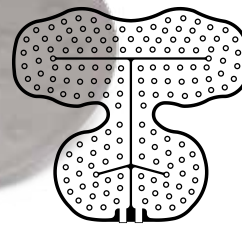
Knee Pad




Foot & Ankle Pad



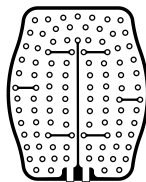
Shoulder Pad, Large



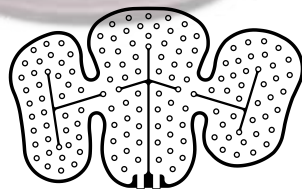
Shoulder Pad, Small



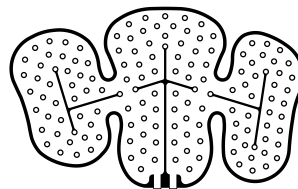
Universal Pad




Lumbar Pad



Hip Pad, Left



Hip Pad, Right



Rectangular Pad