

**Össur Americas**  
27051 Towne Centre Drive  
Foothill Ranch, CA 92610, USA  
Tel: +1 (949) 382 3883  
Tel: +1 800 233 6263  
Fax: +1 800 831 3160  
ossurusa@ossur.com

**Össur Canada**  
2150 – 6900 Graybar Road  
Richmond, BC  
V6W OAS , Canada  
Tel: +1 604 241 8152  
Fax: +1 866 441 3880

**Össur Europe BV**  
De Schakel 70  
5651 GH Eindhoven  
The Netherlands  
Tel: +800 3539 3668  
Tel: +31 499 462840  
Fax: +31 499 462841  
info-europe@ossur.com

**Össur Deutschland GmbH**  
Augustinusstrasse 11A  
50226 Frechen  
Deutschland  
Tel: +49 (0) 2234 6039 102  
Fax: +49 (0) 2234 6039 101  
info-deutschland@ossur.com

**Össur Nordic**  
P.O. Box 67  
751 03 Uppsala, Sweden  
Tel: +46 1818 2200  
Fax: +46 1818 2218  
info@ossur.com


**Össur Iberia S.L.U**  
Calle Caléndula, 93 -  
Miniparc III  
Edificio E, Despacho M18  
28109 El Soto de la Moraleja,  
Alcobendas  
Madrid – España  
Tel: 00 800 3539 3668  
Fax: 00 800 3539 3299  
orders.spain@ossur.com  
orders.portugal@ossur.com

**Össur UK Ltd**  
Unit No 1  
S:Park  
Hamilton Road  
Stockport SK1 2AE, UK  
Tel: +44 (0) 8450 065 065  
Fax: +44 (0)161 475 6321  
ossuruk@ossur.com

**Össur Europe BV – Italy**  
Via Baroaldi, 29  
40054 Budrio, Italy  
Tel: +39 05169 20852  
Fax: +39 05169 22977  
orders.italy@ossur.com

**Össur APAC**  
2F, W16 B  
No. 1801 Hongmei Road  
200233, Shanghai, China  
Tel: +86 21 6127 1707  
Fax: +86 21 6127 1799  
asia@ossur.com

**Össur Australia**  
26 Ross Street,  
North Parramatta  
NSW 2151 Australia  
Tel: +61 2 88382800  
Fax: +61 2 96305310  
infosydney@ossur.com



Instructions for Use

## HIGH ARM SLING

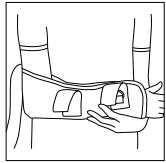


**Össur hf.**  
Grjótháls 1-5  
110 Reykjavík  
Iceland

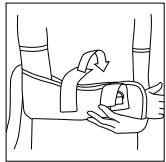


## INDICATIONS FOR USE

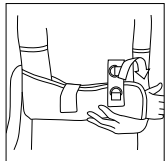
- Post surgery
- Hand surgery
- Post trauma



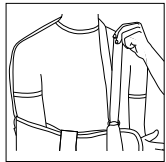
1. The High Arm Sling is universal left and right. These instructions for use demonstrate the product in a right arm application, a left configuration is an identical application process. Place the injured arm into the sling, ensuring the elbow is held securely in place.



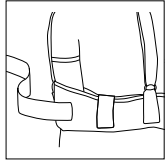
2. Whilst holding the sling in a closed position attach the securing strap to the front of the sling, as shown and fold over to secure.



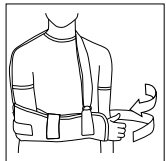
3. To attach the D-ring strap, ensuring it is positioned 5-7cm up from the patient's wrist. Fold over to secure, ensuring that the side facing D-ring is positioned on the inside of the sling.



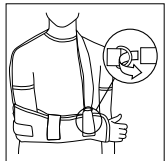
4. Place the shoulder strap over the uninjured shoulder and feed through the D-ring attachment securing the strap firmly with the Velcro® fastening (as shown) Adjust height as required.



5. To use as a shoulder immobiliser please follow these additional instructions: Attach the immobilisation strap to front of the High Arm Sling, 3-5cm away from the securing strap.



6. Place the immobilisation strap around the back of the waist.



7. Feed the immobilisation strap through the side facing D-ring (as shown) and secure with the Velco® fastening.

## PATIENT INFORMATION

- This appliance should be used only on the recommendation of a qualified medical practitioner.
- The initial fitting should be carried out by a medical practitioner and the advice given to you regarding the use of this support should be strictly observed.
- Do not alter or modify the support.
- Any adverse reaction to the wearing of the support should be reported immediately to your medical practitioner. As a general precaution you are advised not to wear the support during prolonged periods of sleep unless your medical practitioner states that it is appropriate and safe to do so.

## WASHING INSTRUCTIONS

Wash in accordance with the symbol on the product label.

Where applicable, fasten velcro straps prior to washing. The product should be washed by hand using a mild detergent and 30°C (86°F) cold water. Hang to dry. Do not put in a washing machine or dryer.



Wash 30°C



Do not tumble dry

**THIS BRACE IS INTENDED FOR SINGLE PATIENT USE.**

## ORDERING INFORMATION

Size	Item No.
Universal	0860

**EN – Caution:** This product has been designed and tested based on single patient usage and is not recommended for multiple patient use. If any problems occur with the use of this product, immediately contact your medical professional.